





















**PRICE LIST 2019**

**NIAGARA BLOCK INCORPORATED**  
 DELIVERED PRICE - FULL LOAD QUANTITIES

Effective September 1, 2019

METRIC DIMENSIONS IN MILLIMETERS										
	90 x 190 x 390		140 x 190 x 390		190 x 190 x 390		240 x 190 x 390		290 x 190 x 390	
DESCRIPTION	10 cm - 4"		15 cm - 6"		20 cm - 8"		25 cm - 10"		30 cm - 12"	
	Conc	Lwt	Conc	Lwt	Conc	Lwt	Conc	Lwt	Conc	Lwt
 <b>STANDARD</b>	2.04	2.46	2.51	3.19	3.10	4.14	3.91	5.14	4.50	5.88
 <b>RETURN CORNER</b>	3.35	4.04	3.69	4.32	--	--	4.64	5.68	5.49	6.70
 <b>COMB PIER SASH</b>	2.04	2.46	2.51	3.19	3.10	4.14	3.91	5.14	4.50	5.88
 <b>PIER SASH HALF</b>	--	--	2.39	3.12	2.98	3.92	4.03	4.97	4.70	5.75
 <b>UNIVERSAL KNOCKOUT</b>	--	--	3.27	3.93	4.20	5.02	5.58	6.73	6.59	7.85
 <b>BOND BEAM</b> NIAGARA BEAM. AVAILABLE IN 20 CM ONLY.	2.53	2.84	3.31	3.94	4.26	5.16	5.64	6.76	6.70	7.95
 <b>NIAGARA U-GROUT</b> REBAR BLOCK	--	--	--	--	4.26	5.16	5.64	6.76	6.70	7.95
 <b>BULL NOSE</b> SINGLE, DOUBLE OR BULLNOSE ON FACE (2 ENDS)	2.51	2.91	3.24	3.92	4.20	5.07	5.50	6.69	6.59	7.85
 <b>BULL NOSE HALF</b> SINGLE OR DOUBLE	--	--	2.56	3.58	2.98	4.08	3.89	5.30	4.70	5.80
 <b>SOLID TOP</b>	--	--	--	--	4.18	5.65	6.03	7.30	7.18	8.40
 <b>62% SOLID</b> 2 HOUR FIRE RATING	--	--	--	--	3.26	--	--	--	--	--
 <b>75% SOLID</b> CO 20 CM 75% PIER SASH CORNER add .99	--	--	3.12	4.22	4.72	5.49	6.02	7.22	7.42	8.92
 <b>100% SOLID</b>	2.75	3.20	4.03	4.90	5.08	6.24	6.96	8.24	8.18	10.08
 <b>ASHLAR STANDARD</b>	1.96	2.30	2.60	2.90	2.99	3.50	4.10	4.72	4.66	5.52
 <b>ASHLAR SOLID</b>	2.16	2.52	2.76	3.11	3.12	3.68	4.24	4.88	4.72	5.68

	PER UNIT	PER UNIT	PER UNIT	PER UNIT	PER UNIT
<b>COLOUR PREMIUM</b>	.99	1.16	1.40	1.67	1.94
<b>DRY BLOCK PREMIUM</b> MORTAR ADDITIVE INCLUDED	.87	.97	1.16	1.36	1.64
<b>CRYSTAL WHITE PREMIUM</b> STANDARD BLOCK	CALL FOR PRICING				

<b>SOLID SLAB - 5 CM</b> CONC 2.06 LIGHTWEIGHT 2.81	<b>SOLID SLAB - 7.5 CM</b> CONC 2.55 LIGHTWEIGHT 3.04	<b>PILASTERS CONC.</b> 11.95 FLUSH & CENTER WALL BULLNOSE PIER
<b>BACK UP BRICK</b> CONCRETE 580.00/m	<b>CONC CHIMNEY BLOCK</b> PER HALF 3.90	<b>SKID CHARGE \$25.00</b> \$22.00 REFUNDABLE ON RETURN IN GOOD CONDITION
<b>PLASTIC WRAP PER CUBE AUTOMATICALLY CHARGED FOR FROM NOVEMBER 1 - MARCH 30 \$3.50 PER CUBE</b>		

HIGHER STRENGTH UNITS ARE AVAILABLE TO ORDER.	10 cm.	15 cm.	20 cm.	25 cm.	30 cm.	
HIGHER STRENGTH PREMIUMS:						
1 CENT PER CENTIMETRE	20 mpa	0.10	0.15	0.20	0.25	0.30
(PER 5 MPA OVER CSA-STANDARD)	25 mpa	0.20	0.30	0.40	0.50	0.60
	30 mpa	0.30	0.45	0.60	0.75	0.90

STRENGTH OF ALL UNITS ARE MINIMUM 15 MPA BASED ON NET AREA MANUFACTURED TO CSA STANDARD CAN 3-A165.1-04.